










9. SPECIFICATIONS

TEST CONDITION		SPECIFICATIONS	
AC INPUT	PARAMETER	REGULATED MODE	UNREGULATED MODE
	Under voltage Cut off	175 ± 10V	110 ± 10V
	Under voltage Restoration	180 ± 10V	120 ± 10V
	Mains Over Voltage Cut Off	260 ± 10V	280 ± 10V
	Over Voltage Restoration	255 ± 10V	270 ± 10V
DC INPUT	MODE OF BATTERY	FLAT PLATE BATTERY	TUBULAR BATTERY
	Type of Battery	42 - 60Ah	
	Number Of Battery used	1	
	Nominal DC Input Voltage	12V	
	Low Voltage cut off @ full load	10.5V+/-0.2V	10.35V+/-0.2V
	Charging Current	5A +/- 1.5A	4A +/- 1.5A
OUTPUT	PARAMETER	REGULATED MODE	UNREGULATED MODE
	Output Voltage @ no load (UPS Mode)	255V ±15V	255V ±15V
	Output Voltage @ full load (UPS Mode)	210V±15V	200V±15V
	Running Load	225W±25W	240W±25W
	Output Frequency (UPS Mode)	50Hz±2Hz	
	Output Voltage (Mains Mode)	SAME AS INPUT	
	Frequency (Mains Mode)	SAME AS INPUT	
INDICATION	CONDITION	LED DISPLAY	
	Switch ON	UPS ON LED YELLOW	
	UPS ON	UPS ON LED YELLOW	
	Battery Low	FAULT LED RED	
	Mains On	MAINS ON LED GREEN 	
	Battery Low Pre Indicator	UPS ON LED YELLOW  +FAULT LED RED 	
	Overload	FAULT LED RED	
	Short Circuit	FAULT LED RED BLINKING 	
	Temperature Cut Off	FAULT LED RED 	
ENVIRONMENTAL	CONDITION	RANGE	
	Operating Temperature	0-45° C (32-113° F)	
	Storage Temperature	0-45° C (32-113° F)	
	Relative Humidity	0-95 % RH non-condensing	
	Audible Noise	< 55 dB	

Due to continuous product improvement, the specifications are subject to change without notice.